

# **Hitchcock Independent School District**

## **District Improvement Plan**

**2007-08 and 2008-09**

**Approved by the Hitchcock ISD Board of Trustees: November 20, 2008**

**Hitchcock Independent School District  
District Improvement Plan  
2007-2008 and 2008-2009**

**Table of Contents**

Administrative & District Information.....3  
HISD Mission Statement.....3

SECTION I - District Needs Assessment.....4

SECTION II - District Advisory Council Membership List.....14

SECTION III - State, Program, and Federal Performance Goal.....15

SECTION IV - Student Performance Indicators for 2007-2008 and 2008-2009.....22

SECTION V - HISD District Goals and Objectives for 2007-2008 and 2008-2009.....24

SECTION VI - Budget.....32

**2007-08 and 2008-09**  
**HITCHCOCK INDEPENDENT SCHOOL DISTRICT**

**Mission Statement**

**The mission of the Hitchcock Independent School District is to produce contributing citizens prepared for lifelong learning, believing in our country, themselves, and their fellow man in our ever-changing world by providing a personalized, yet diversified, quality education through varied learning experiences with pride, participation, and performance in partnership with our community.**

**Board of Trustees**

President:	Position # 6	Monica Cantrell
Vice-President:	Position # 7	Tom Ivey
Secretary:	Position # 1	Estelle Holmes
Members:	Position # 2	Shirley Price
	Position # 5	Dianne James
	Position # 3	Pat Turner
	Position #4	Ted Robinson

**Administrative Officials**

Superintendent	Dr. Mike Bergman
Business Official	Nina Conway
Curriculum Director	Susan Thompson
Director of Maintenance	Ronny Mull
Director of Technology	Chris Armacost
Special Services Director	Susan Bowles
Director of Student Support Services	Randy Dowdy
ESL Literacy Specialist	Herlinda Sandborg

**Campus Administrators**

Principal - Hitchcock High School	Larry Allen
Asst. Principal - HHS	Marshall Caplan
Asst. Principal – HHS	Sandra Belcher
Principal - Crosby Middle School	Pat Fox
Asst. Principal Crosby Middle School	Blanca Ochoa
Principal, Stewart Elementary	Barbara Trahan
Asst. Principal – Stewart Elem.	Chris Cox

**General Information**

Administration Building	8117 Hwy 6
Mailing Address	Hitchcock, Texas 77563
	Office 409-986-5514
	Fax 409-986-5141
Office Hours	School Year 7:30 AM to 4:00 PM – Mon. thru Fri
	Summer Hours 7:00 AM to 5:00 PM – Mon. thru Thurs.

**Board Meetings** 3<sup>rd</sup> Tuesday of each month at 7:00 PM  
HISD Board Room

**District Website**

[www.hitchcockisd.org](http://www.hitchcockisd.org)

**District E-mail**

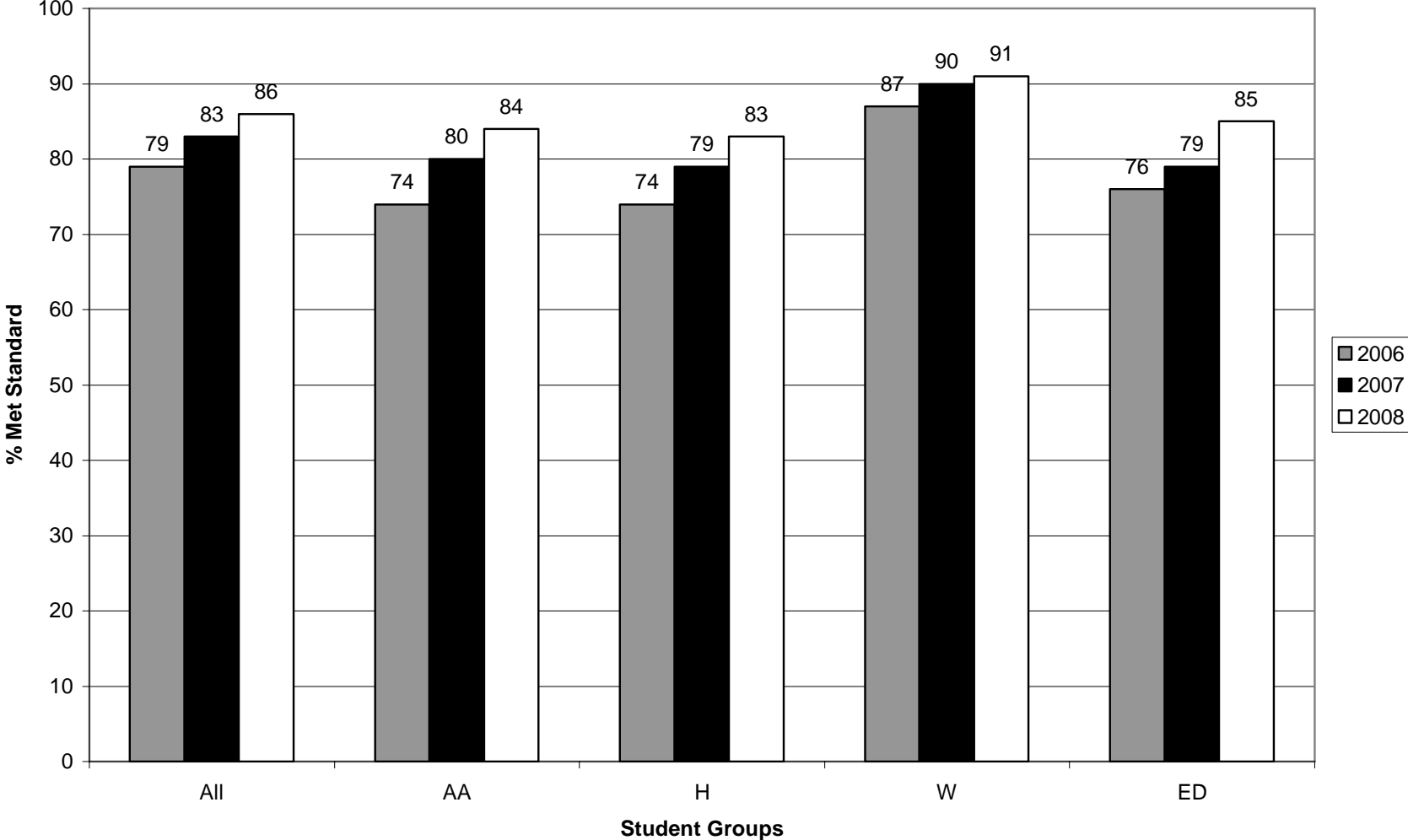
[webmaster@hitchcockisd.org](mailto:webmaster@hitchcockisd.org)

District Enrollment (as of 10-22-2008)	1103
School Employees	231
Square Miles in District	64 sq miles

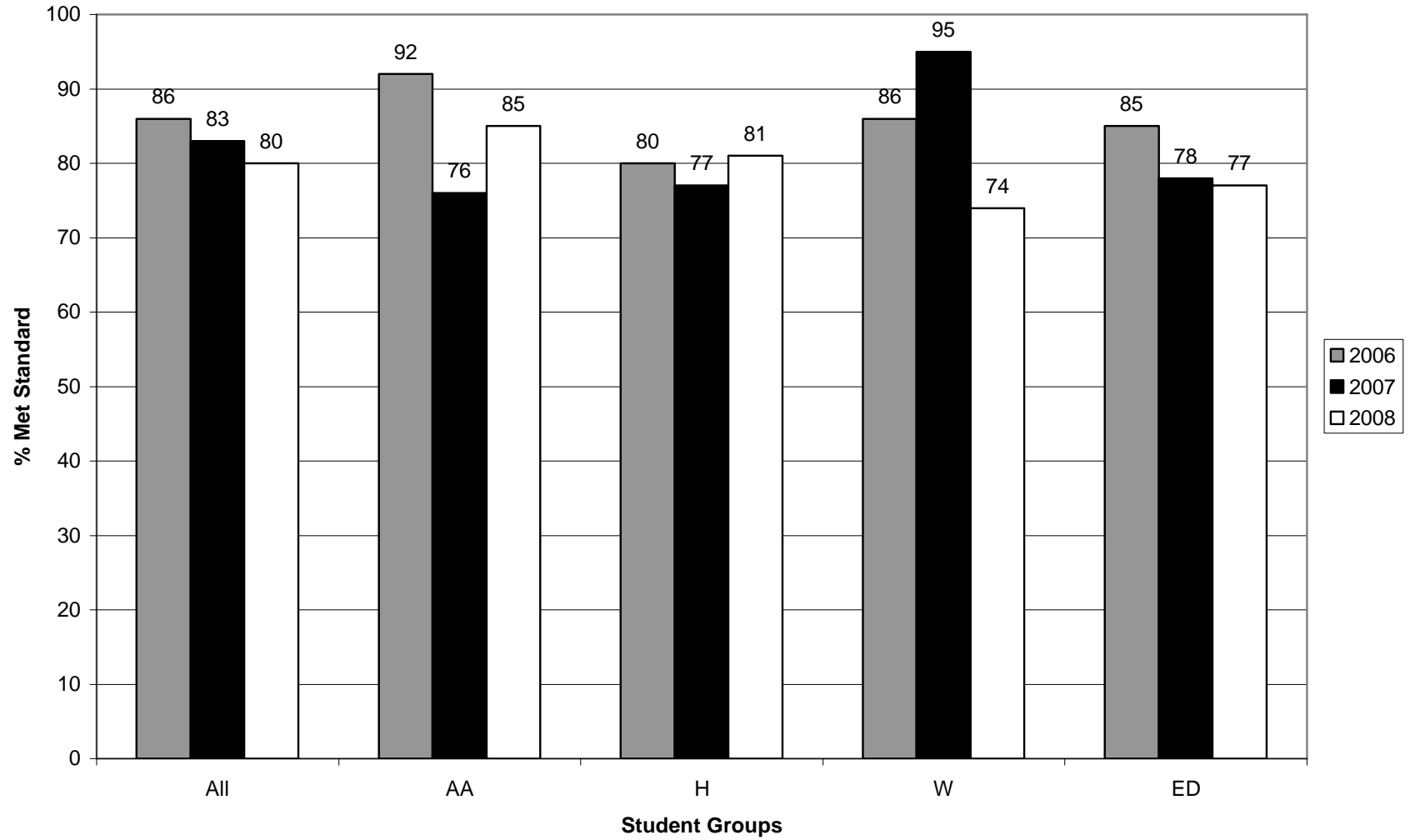
# **Section I**

## Needs Assessment

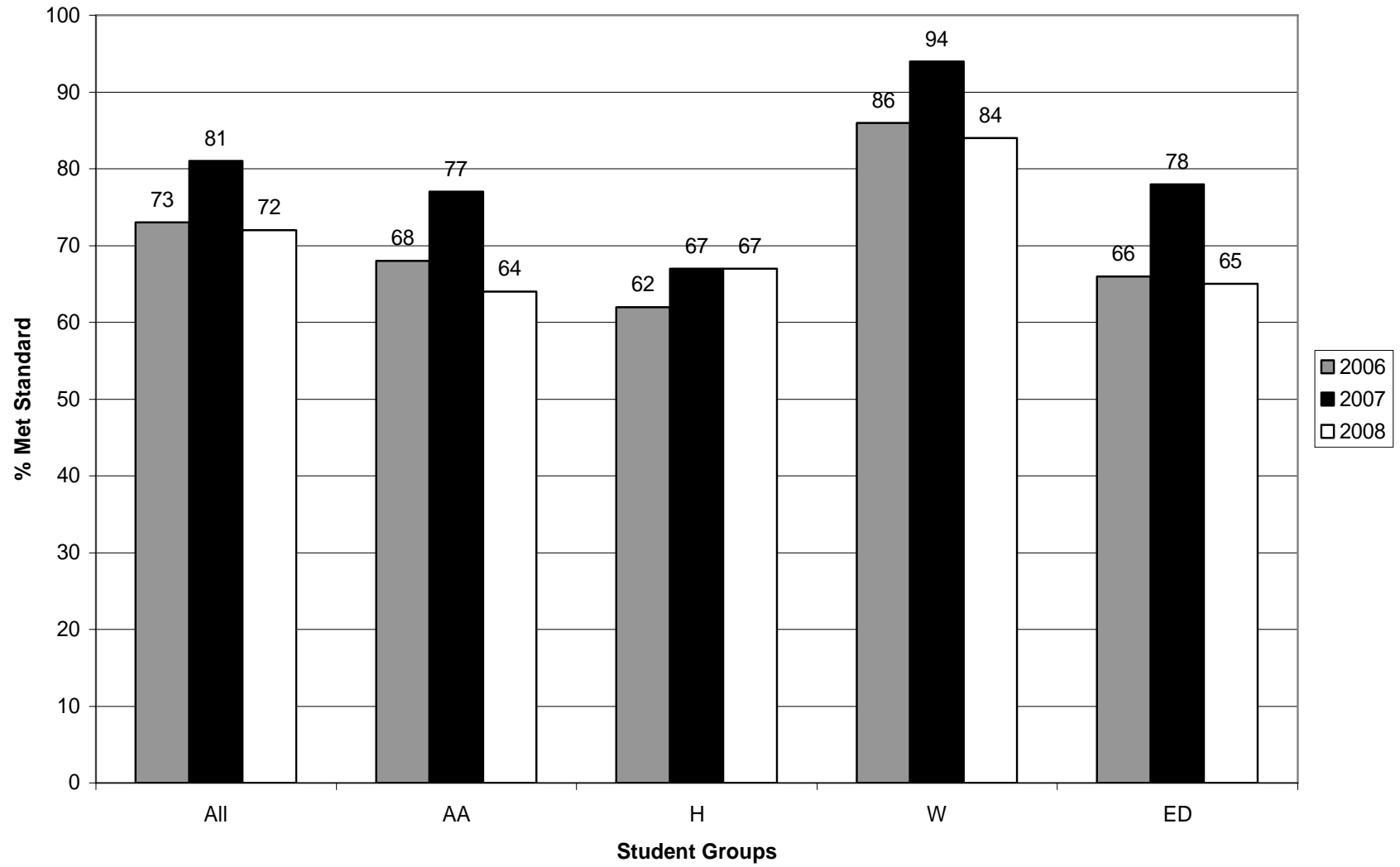
Hitchcock ISD Trend Analysis - ELA



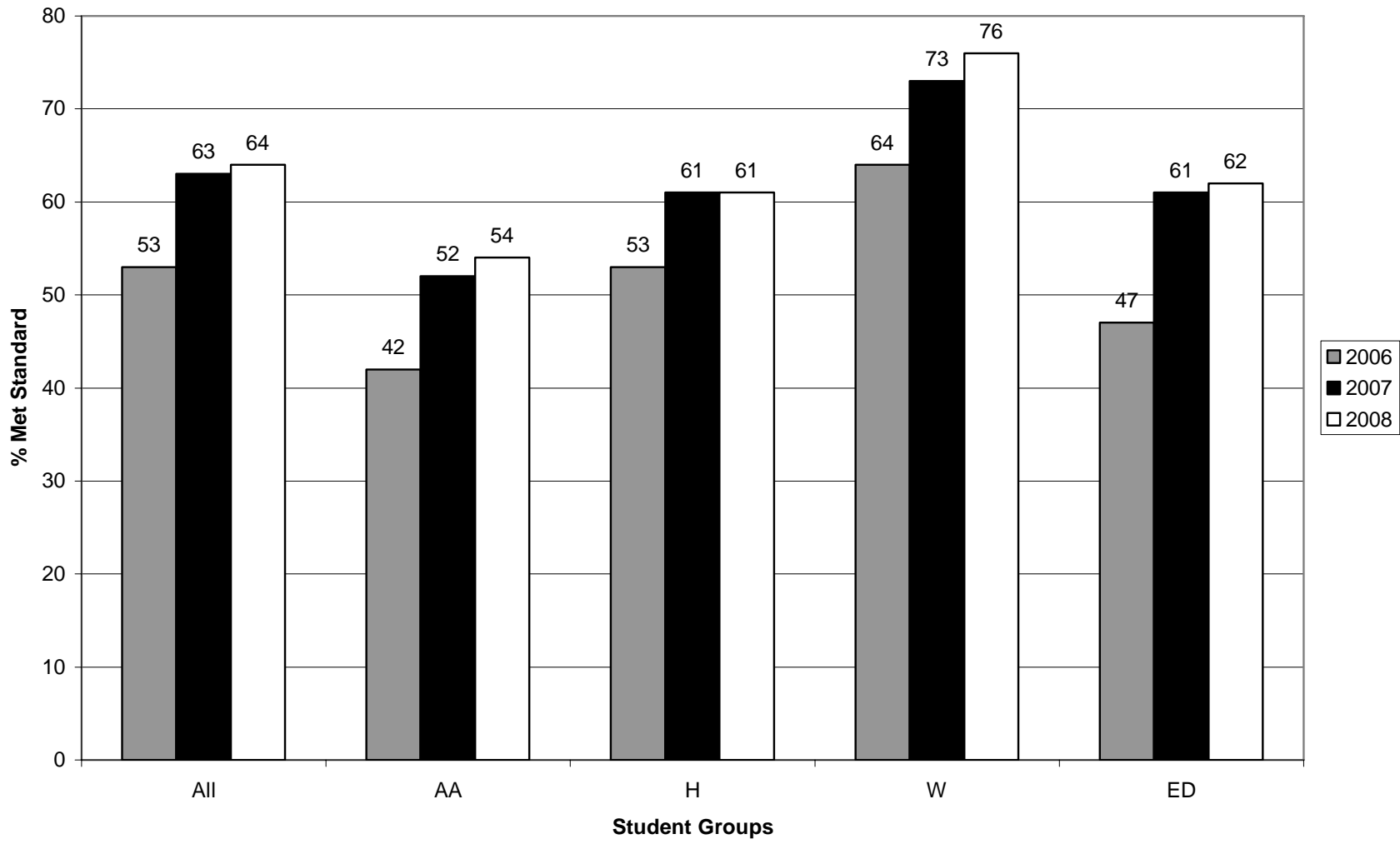
### Hitchcock ISD Trend Analysis - Writing



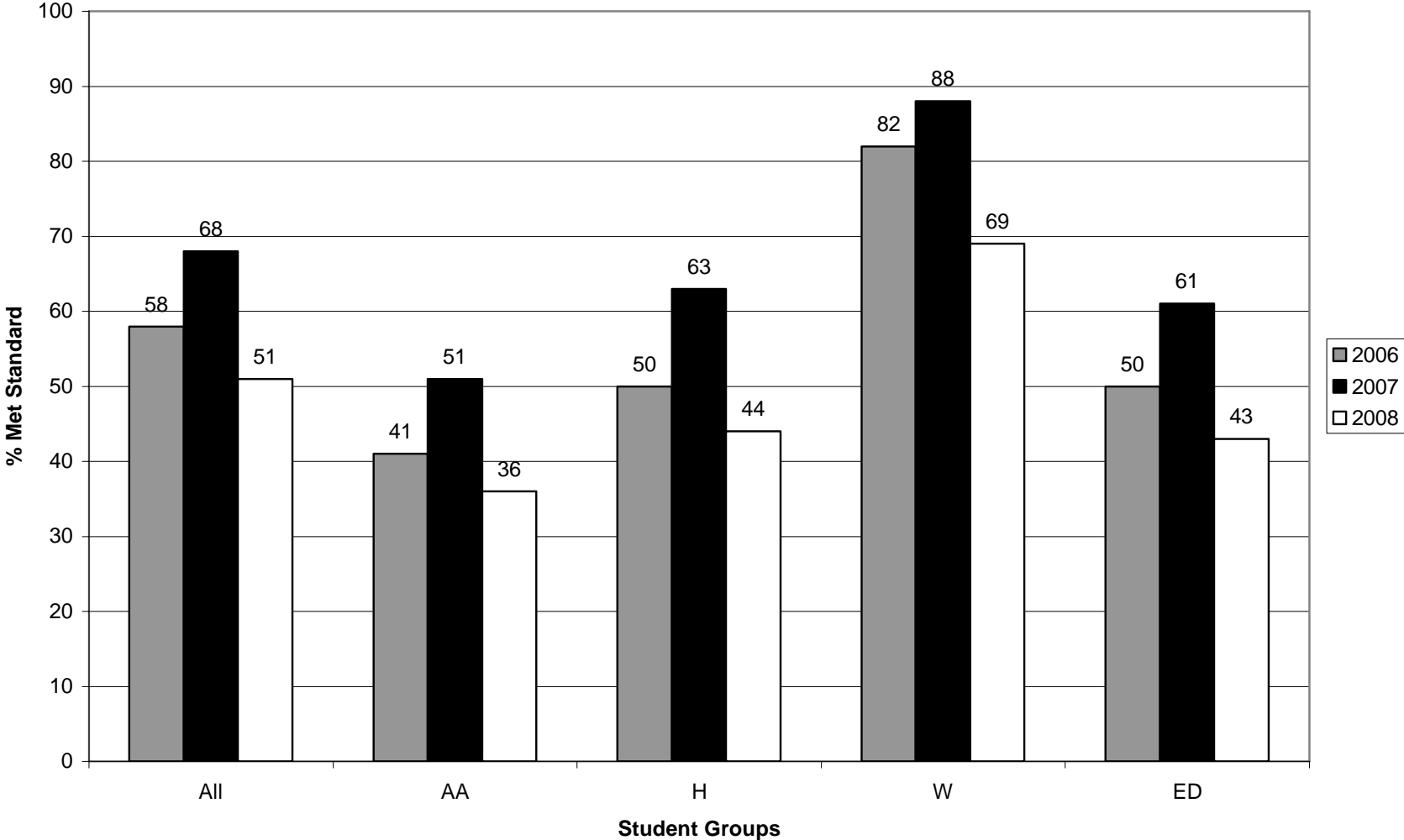
### Hitchcock ISD Trend Analysis - Social Studies



### Hitchcock ISD Trend Analysis - Math



### Hitchcock ISD Trend Analysis - Science



**District Needs Assessment  
for  
2007-8 and 2008 - 9**

Items checked in the “Reviewed” column were considered in the needs assessment (DIP planning meeting). Items checked in the “Used for DIP” column were used to develop district performance objectives

<b>DATA</b>	<b>REVIEWED</b> (Date:      )	<b>USED FOR DIP</b>
<b>TAKS Results by:</b>		
Grade level and subject	X	X
Objective	X	X
Gender	X	X
Ethnic Group	X	X
Eco. Disadvantaged	X	X
Special Programs	X	X
Other:	X	X
<b>Attendance Rate</b>	X	X
District/Campus	X	X
By Grade	X	X
Dropout Rate (District)	X	X
<b>Discipline Program Effectiveness</b>	X	X
Disciplinary Referrals	X	X
<b>Special Programs Effectiveness</b>	X	X
At-Risk	X	X
Career and Technology	X	X
ESL/Bilingual	X	X
Gifted and Talented	X	X
Special Education	X	X

\_\_\_\_\_  
Signature

\_\_\_\_\_  
Date

# Survey for Technology Needs Hitchcock ISD

## **District Results**

Microsoft Office:

<u>29</u>	Excel - Beginner
<u>22</u>	Excel - Intermediate
<u>11</u>	Excel - Advanced
<u>38</u>	Access - Beginner
<u>15</u>	Access- Intermediate
<u>11</u>	Access - Advanced
<u>34</u>	Power Point - Beginner
<u>16</u>	Power Point - Intermediate
<u>11</u>	Power Point - Advanced
<u>11</u>	Outlook - Beginner
<u>8</u>	Outlook - Intermediate
<u>6</u>	Outlook - Advanced
<u>28</u>	Publisher - Beginner
<u>16</u>	Publisher - Intermediate
<u>12</u>	Publisher - Advanced
<u>11</u>	Word - Beginner
<u>8</u>	Word - Intermediate
<u>8</u>	Word – Advanced
<u>12</u>	Windows XP - Beginner
<u>7</u>	Windows XP - Intermediate
<u>5</u>	Windows XP – Advanced
<u>19</u>	Digital camera Operation/ Using a Scanner
<u>6</u>	Computer Basics

Please list any other areas of interest: Vista, Office 2007, IPods used for educational tool and Video editing \_\_\_\_\_

Below should be offered at the campus level or at least taught by a teacher with knowledge about using the products. This could be done during the year by a lead teacher to just their group or you could contract a trainer from the company to do training during a Staff Development day.

<u>22</u>	Grade Book
<u>24</u>	CCAP
<u>16</u>	CompassLearning (Stewart)
<u>21</u>	Plato

Hitchcock Independent School District

District Self-Evaluation of District Improvement Plan  
for  
**2008-2009**  
(School Year)

**STATEMENT OF ASSURANCE: The District Decision-Making and Planning Committee, known as the District Advisory Council (DAC), provided input into the development of the District Improvement Plan (DIP).**

\_\_\_\_\_  
Dr. Michael Bergman

**Name of Superintendent** (Please Print)

\_\_\_\_\_  
**Signature of Superintendent**

\_\_\_\_\_  
Susan Thompson

**Name of DAC Chairperson**  
(Please Print)

\_\_\_\_\_  
**Signature of Chairperson**  
**District Committee**

**Section II**  
District Advisory Council  
Membership List 2008-2009

**DISTRICT ADVISORY COUNCIL  
COMMITTEE MEMBERSHIP LIST  
2008- 2009**

**Chairman**

Michael Bergman

**Secretary**

Susan Thompson

**District At-Large Rep.**

Susan Bowles

**Hitchcock High School**

Larry Allen

**Crosby Middle School**

Pat Fox

**Stewart Elementary School**

Barbara Trahan

**Administration**

Michael Bergman  
Susan Thompson  
Betty Martins

**Community/Parents**

Kelly Reyna

**Community**

Eleanor Spells

**Business**

Marsha Knapp

**Hitchcock High School**

Glen Newsom  
Ronald Sheffield  
Theresa Burton  
Rick Butterfield

**Crosby Middle School**

Roland Bilek  
Elizabeth Bilek  
Sue Humphreys

**Stewart Elementary**

Kathy Monford  
Lee Daugherty  
Terri Jones

## **Section III**

### **State and Federal Program Performance Goals**

## **STATE GOALS**

**Performance Goal 1: English**

The students in the public education system will demonstrate exemplary performance in the reading and writing of the English language.

**Performance Goal 2: Mathematics**

The students in the public education system will demonstrate exemplary performance in the understanding of mathematics.

**Performance Goal 3: Science**

The students in the public education system will demonstrate exemplary performance in the understanding of science.

**Performance Goal 4: Social Studies**

The students in the public education system will demonstrate exemplary performance in the understanding of social studies.

## **STATE OBJECTIVES**

- Objective 1:** **Partnering Parents with Educators**  
Parents will be full partners with educators in the education of their children.
- Objective 2:** **Student Potential**  
Students will be encouraged and challenged to meet their full educational potential.
- Objective 3:** **Dropout Prevention**  
Through enhanced dropout prevention efforts, all students will remain in school until they obtain a high school diploma.
- Objective 4:** **Curriculum**  
A well-balanced and appropriate curriculum will be provided to all students.
- Objective 5:** **School Personnel**  
Qualified and highly effective personnel will be recruited, developed, and retained.
- Objective 6:** **Student Performance**  
The district's students will demonstrate exemplary performance in comparison to state, national, and international standards.
- Objective 7:** **School Environment**  
School campuses will maintain a safe and disciplined environment conducive to student learning.
- Objective 8:** **Instructional Techniques**  
Educators will keep abreast of the development of creative and innovative techniques in instruction and administration using those techniques when appropriate to improve student learning.
- Objective 9:** **Technology**  
Technology will be implemented and used to increase the effectiveness of student learning, instructional management, staff development, and administration.

## NATIONAL GOALS

### **No Child Left Behind Act, U.S. Dept. of Education, 2001**

**Performance Goal 1: Student Standards**

By 2013-2014, all students will reach high standards, at a minimum attaining proficiency or better in reading/language arts and mathematics.

**Performance Goal 2: Standards for LEP Students**

All limited English proficient students will become proficient in English and reach high academic standards, at a minimum attaining proficiency or better in reading/language arts and mathematics.

**Performance Goal 3: Instructor Standards**

By 2005-2006, all students will be taught by highly qualified teachers.

**Performance Goal 4: Environmental Standards**

All students will be educated in learning environments that are and conducive to learning.

**Performance Goal 5: Standards for Graduation**

All students will graduate from high school.

## **Title I Goals (Federal Allotments)**

### **Goal 1: School Assessment**

A comprehensive needs assessment of the entire school that is based on information on the performance of students in relation to the State content standards and the State student performance standards.

### **Goal 2: Student Opportunities**

Schoolwide reform strategies that –

- A. Provide opportunities for all students to meet the State’s proficient and advanced levels of student performance;
- B. Are based on effective means of improving the achievement of students;
- C. Use effective instructional strategies, which may include the integration of vocational and academic learning, including applied learning and team teaching strategies, that –
  - \* increase the amount and quality of learning time, such as providing an extended school year and before-and after-school and summer programs and opportunities, and helps provide an enriched and accelerated curriculum; and
  - \* include strategies for meeting the educational needs of historically underserved populations, including girls and women;
  - \* address the needs of all students in the school, but particularly the needs of students who are members of the target population of any program that is included in the schoolwide program; and
  - \* address how the school will determine if such needs have been met; and
- D. are consistent with, and are designed to implement the State and local improvement plans, if any, approved under Title III of the Goals 2000; Educate America Act.

### **Goal 3: Professional Staff**

Instruction by highly qualified professional staff.

### **Goal 4: Professional Development**

Professional development for teachers and aides, and where appropriate, pupil services personnel, parents, principals, and other staff to enable all children at the campus to meet the State’s student performance standards.

### **Goal 5: Parental Involvement**

Strategies to increase parental involvement, such as family literacy services.

## **Title I Goals (Federal Allotments)** **Continued**

### **Goal 6: Student Transition to Elementary Programs**

Plans for assisting preschool children in the transition from early childhood programs, such as Head Start, Even Start, or a State-run preschool program, to local elementary school programs.

### **Goal 7: Include Teacher in Decisions**

Measures to include teachers in the decisions regarding the use of assessments described in section 1112(bx1)(LEA Plan Provisions) in order to provide information on, and to improve, the performance of individual students and the overall instructional program.

### **Goal 8: Identify and Assist with Student Difficulties**

Activities to ensure that students who experience difficulty mastering any of the standards required by action 1111(b)(State Plan-Standards and Assessments) during the course of the school year shall be provided with effective, timely additional assistance, which shall include:

- A. measures to ensure that students' difficulties are identified on a timely basis and to provide sufficient information on which to base effective assistance;
- B. to the extent the campus determines feasible using Title I, Part A funds, periodic training for teachers in how to identify such difficulties and to provide assistance to individual students;
- C. for any student who has not met such standards, teacher-parent conferences, at which time the teacher and parents shall discuss –
  - \* what the campus will do to help the student meet such standards;
  - \* what the parents can do to help the student improve the student's performance; and
  - \* additional assistance which may be available to the student at the campus or elsewhere in the community.

## Effective School Correlates

### **Correlate 1: Safe and Orderly Environment:**

The effective school has an orderly, purposeful, businesslike atmosphere, which is free from the threat of physical harm.

### **Correlate 2: High Expectations for Success:**

The effective school has a climate of high expectations in which the staff believes and demonstrates that all students can attain mastery of the essential school skills. Further, the staff has high expectations for students and themselves, and believes they have the capability to help all students attain mastery.

### **Correlate 3: Instructional Leadership:**

In the effective school, the principal acts as an instructional leader, effectively and efficiently communicating the mission to staff, parents, and students.

### **Correlate 4: Clear and Focused Mission:**

In the effective school, there is a clearly articulated mission through which the staff shares an understanding of, and commitment to, the instructional goals, priorities, assessment procedures, and accountability.

### **Correlate 5: Opportunity to Learn and Time on Task:**

Teachers within effective schools allocate a significant amount of classroom time to instruction in the essential skills. A school, to be effective in its instruction time, must focus on areas that are valued most and instruction must take place in an interdisciplinary curriculum.

### **Correlate 6: Frequent Monitoring of Student Progress:**

In the effective school, student academic progress is measured frequently through a variety of assessment procedures. The results of these assessments are used to improve individual student performance and also improve the instructional program.

### **Correlate 7: Positive Home/School Relations:**

An effective school must have a partnership with parents. Schools must build trust and communicate to parents that they all share the same goal.

## **SECTION IV**

### **Student Performance Indicators**

	2006	2007	2008	
<b>Reading/ELA</b>	% Met Std	% Met Std	% Met Std	<b>Actual Change 07 - 08</b>
All	79%	83%	86%	3
AA	74%	80%	84%	4
H	74%	79%	83%	4
W	87%	90%	91%	1
ED	76%	79%	85%	6
<b>Writing</b>				
	% Met Std	% Met Std	% Met Std	
All	86%	83%	80%	-3
AA	92%	76%	85%	9
H	80%	77%	81%	4
W	86%	95%	74%	-21
ED	85%	78%	77%	-1
<b>Social Studies</b>				
	% Met Std	% Met Std	% Met Std	
All	73%	81%	72%	-5
AA	68%	77%	64%	-9
H	62%	67%	67%	6
W	86%	94%	84%	-6
ED	66%	78%	65%	-8
<b>Mathematics</b>				
	% Met Std	% Met Std	% Met Std	
All	53%	63%	64%	1
AA	42%	52%	54%	2
H	53%	61%	61%	0
W	64%	73%	76%	3
ED	47%	61%	62%	1
<b>Science</b>				
	% Met Std	% Met Std	% Met Std	
All	58%	68%	51%	-10
AA	41%	51%	36%	-7
H	50%	63%	44%	-18
W	82%	88%	69%	-10
ED	50%	61%	43%	-11

## **Section V**

### **Hitchcock ISD Goals and Objectives**

## **Hitchcock Independent School District Goals for 2008 -2009**

**Hitchcock Independent School District (ISD) Goals for 2008-2009 approved by the Board of Trustees July 21, 2008, are aligned to the performance goals as stated in No Child Left Behind (NCLB) Act.**

- 1. Hitchcock ISD attendance rate will be at least 96% or higher.**
- 2. Hitchcock ISD will obtain Recognized status on the 2009 accountability system.**
- 3. Hitchcock ISD will increase community/parental involvement.**
- 4. Hitchcock ISD will increase the Career and Technology Education program in proportion to student enrollment.**

## 2008-2009 Hitchcock Independent School District Improvement Plan

**District Goal #1:** The attendance rate will be at least 96% or higher.

**Objective:** Increase student attendance and completion rates to adhere to state and federal accountability standards.

Rationale: Data from the Texas Education Agency (TEA) 2008 District Accountability Tables for completion, attendance and dropout data. The data compiled for these tables is based on the 2005-2006 and 2006-2007 school years. Data for the 2007-2008 school year is released in November 2009. The information in these tables provides a trend analysis.

Texas Education Agency 2008 District Accountability Data Tables Texas Education Agency Academic Excellence Indicator System 2007 District Report																
Year	05/06	06/07	05/06	06/07	05/06	06/07	05/06	06/07	05/06	06/07	05/06	06/07	05/06	06/07	05/06	06/07
Subpopulations	All	All	AA	AA	H	H	W	W	ED	ED	SPED	SPED	LEP	LEP	At-Risk	At-Risk
Completion Rate (9-12) (75%)	86.3%	91.8%	88.5%	100%	82.4%	91.7%	86.7%	86.1%	84.8%	90%	90%			*		90.2%
Attendance Rate (96%)	93.8%	94.1%	94.5%	94.5%	93.5%	94%	93.2%	93.7%	94.1%	94.3%	93.2%			94.8%		93.2%

ACTIONS	Persons Responsible Implement, Monitor, Evaluate	Evaluation Timeline	Evidence of Completion	Funding Source(s)	Schoolwide Component(s)
Implement the Optional Flexible School Day Program at the High School.	High School Principal Student Support Director	August 2008- May 2009	Attendance rosters Number of credits earned	<input type="checkbox"/> Title I, Part A <input type="checkbox"/> Title II, Part A <input type="checkbox"/> Title II, Part D <input type="checkbox"/> Title III <input type="checkbox"/> Title IV <input type="checkbox"/> Title V <input type="checkbox"/> Title VI <input type="checkbox"/> Accelerated R/M <input checked="" type="checkbox"/> OEY <input checked="" type="checkbox"/> SCE <input type="checkbox"/> G/T <input type="checkbox"/> ESL	<input checked="" type="checkbox"/> CNA <input checked="" type="checkbox"/> Professional Development <input checked="" type="checkbox"/> Mastery Assistance <input checked="" type="checkbox"/> Transition <input type="checkbox"/> Recruit/Retention <input type="checkbox"/> Assessments <input type="checkbox"/> HQ Staff <input checked="" type="checkbox"/> Parent Involvement <input type="checkbox"/> Action Strategies <input type="checkbox"/> Coordination/Integration of Funds
Monitor daily attendance records at each campus	Superintendent PEIMS/Attendance Personnel	August 2008- May 2009	Monthly reports to Board of Trustees		
Implement district-wide automated calling system	Technology Director Campus Principals	August 2008- May 2009	Campus calling logs		
Review and revise the Student Code of Conduct and the Student/Parent handbook	Campus Administrators	August 2008- May 2009	Current handbooks		
Implement the Hitchcock ISD Response to Intervention (RtI) process	Curriculum Director Campus Administrators	August 2008- May 2009	Training sign-in sheets RtI forms completed and filed Reduced referrals		

Objective:  Accomplished

Not Accomplished\*

\*Reason:

Date:

## 2008-2009 Hitchcock Independent School District Improvement Plan

**District/Campus Goal # 2:** Achieve a Recognized performance rating on the 2009 Accountability Rating System.

**Objective:** Achieve a 75 % passing standard for all tested subject areas of the Texas Assessment of Knowledge and Skills (TAKS) and meet the Adequate Yearly Progress (AYP) standards for all the federal accountability criteria.

Rationale: Rationale: Data from the Texas Education Agency (TEA) 2008 District Accountability Tables for student performance in reading/English language arts (ELA), mathematics, science and social studies representing all accountability subpopulations. Data represents both state and federal accountability requirements. The data compiled for these tables is based on the 2007-2008 school year. Academic Excellence Indicator System (AEIS) data for the 2007-2008 school year is released in November 2009. The information in these tables provides a trend analysis and needs assessment.

Texas Education Agency 2008 District Accountability Data Tables										
Year/Change from previous year performance	07/08	Change	07/08	Change	07/08	Change	07/08	Change	07/08	Change
Subpopulations	All	All	AA	AA	H	H	W	W	ED	ED
Reading/ELA (70%)	86%	3	84%	4	83%	4	91%	1	85%	6
Writing (65%)	80%	-3	85%	9	81%	4	74%	-21	78%	-1
Social Studies (65%)	72%	-5	64%	-9	67%	6	86%	-6	65%	-8
Mathematics (50%)	64%	1	54%	2	61%	0	76%	3	62%	1
Science (45%)	51%	-10	36%	-7	44%	-9	69%	-10	43%	-5

ACTIONS	Persons Responsible Implement, Monitor, Evaluate	Evaluation Timeline	Evidence of Completion	Funding Source(s)	Schoolwide Component(s)
Implement CSCOPE <ul style="list-style-type: none"> <li>• Train all staff in utilization of system</li> <li>• Emphasize 5-E instructional model</li> <li>• Monitor, modify and adapt curriculum materials</li> <li>• Attend conferences and meetings supporting implementation</li> </ul>	Curriculum Director Campus Administrators	August 2008- May 2009	Lesson plans Walkthrough observation data	<input checked="" type="checkbox"/> Title I, Part A <input checked="" type="checkbox"/> Title II, Part A <input checked="" type="checkbox"/> Title II, Part D <input checked="" type="checkbox"/> Title III <input type="checkbox"/> Title IV <input type="checkbox"/> Title V <input type="checkbox"/> Title VI	<input checked="" type="checkbox"/> CNA <input checked="" type="checkbox"/> Professional Development <input checked="" type="checkbox"/> Mastery Assistance <input checked="" type="checkbox"/> Transition <input checked="" type="checkbox"/> Recruit/Retention <input checked="" type="checkbox"/> Assessments

<p>Implement CCAP</p> <ul style="list-style-type: none"> <li>• Train all staff in utilization of system</li> <li>• Emphasize integration of CSCAPE curriculum with scope and sequence</li> <li>• Utilize curriculum-based assessments</li> </ul>	<p>Curriculum Director Campus Administrators</p>	<p>August 2008- May 2009</p>	<p>Lesson plans Walkthrough observation data Assessment data disaggregation</p>	<p><input checked="" type="checkbox"/> Accelerated R/M <input type="checkbox"/> OEY <input checked="" type="checkbox"/> SCE <input checked="" type="checkbox"/> G/T <input checked="" type="checkbox"/> ESL</p>	<p><input checked="" type="checkbox"/> HQ Staff <input type="checkbox"/> Parent Involvement <input checked="" type="checkbox"/> Action Strategies <input checked="" type="checkbox"/> Coordination/Integration of Funds</p>
<p>Implement K-12 Mathematics Initiative</p>	<p>Curriculum Director Campus Administrators</p>	<p>August 2008- May 2009</p>	<p>Sign-in sheets Improved assessment data Walkthrough observation data</p>		
<p>Implement District Assessment Calendar</p>	<p>Curriculum Director Campus Administrators</p>	<p>August 2008- May 2009</p>	<p>Assessment data disaggregation</p>		
<p>Implement tutorial program at each campus to address students at-risk for failing TAKS</p>	<p>Curriculum Director Campus Administrators</p>	<p>August 2008- 2009</p>	<p>Tutorial Schedules Stipend expenditure</p>		
<p>Implement Limited English Proficient Student Success Initiative, Cycle 4 Grant</p> <ul style="list-style-type: none"> <li>• Increase number of teachers certified in ESL strategies</li> <li>• Utilize PLATO Achieve technology</li> <li>• Attend PASA conference</li> <li>• Attend Sheltered Instruction Training</li> </ul>	<p>Curriculum Director Student Support Director Bilingual/ESL Coordinator Campus Administrators</p>	<p>August 2008- May 2009</p>	<p>ESL Certifications Utilization technology logs Travel expense reports Professional development certificates</p>		
<p>Initiate data-driven instructional decision-making process</p> <ul style="list-style-type: none"> <li>• Attend Kilgo training</li> <li>• Conduct data analysis meetings</li> <li>• Train campuses in ADM</li> </ul>	<p>Curriculum Director Campus Administrators</p>	<p>August 2008- May 2009</p>	<p>Professional development certificates Travel expense report Sign-in sheets</p>		
<p>Implement district writing program</p> <ul style="list-style-type: none"> <li>• Attend HCDE training</li> <li>• Utilize TAKS guides</li> </ul>	<p>Curriculum Director Campus Administrators</p>	<p>August 2008- May 2009</p>	<p>Sign-in sheets</p>		
<p>Initiate planning process for extensive professional development in science instructional strategies.</p> <ul style="list-style-type: none"> <li>• Contact science consultants <ul style="list-style-type: none"> <li>○ Region IV ESC</li> <li>○ Dana Center</li> </ul> </li> <li>• Meet with district science teachers to delineate specific needs</li> </ul>	<p>Curriculum Director Campus Administrators</p>	<p>August 2008- May 2009</p>	<p>Sign-in sheets Plan</p>		
	<p>Curriculum Director</p>	<p>August 2008-</p>	<p>Sign-in sheets</p>		



## 2008-2009 Hitchcock Independent School District Improvement Plan

**District/Campus Goal # 3:** Increase community/parental involvement.

**Objective:** Increase opportunities for parents and community members to become involved with HISD campuses and district.

<b>ACTIONS</b>	<b>Persons Responsible Implement, Monitor, Evaluate</b>	<b>Evaluation Timeline</b>	<b>Evidence of Completion</b>	<b>Funding Source(s)</b>	<b>Schoolwide Component(s)</b>
Implement strategies to work with students and parents in poverty. <ul style="list-style-type: none"> <li>• Attend Donna Beegle training</li> <li>• Develop campus teams to address strategies</li> </ul> Invite parents to attend Parental Involvement Conference in Galveston  Develop a parental involvement component through the Student Support Services department with stakeholder meetings	Curriculum Director Campus administrators   Campus Administrators Student Support Director  Student Support Director	August 2008  December 2008  August 2008- May 2009	Consultant contract Sign-in sheets Meeting minutes  Registration fees Conference certificates  Sign-in sheets Meeting minutes	<input checked="" type="checkbox"/> Title I, Part A <input type="checkbox"/> Title II, Part A <input type="checkbox"/> Title II, Part D <input type="checkbox"/> Title III <input checked="" type="checkbox"/> Title IV <input type="checkbox"/> Title V <input type="checkbox"/> Title VI <input type="checkbox"/> Accelerated R/M <input type="checkbox"/> OEY <input checked="" type="checkbox"/> SCE <input type="checkbox"/> G/T <input type="checkbox"/> ESL	<input checked="" type="checkbox"/> CNA <input checked="" type="checkbox"/> Professional Development <input type="checkbox"/> Mastery Assistance <input type="checkbox"/> Transition <input type="checkbox"/> Recruit/Retention <input type="checkbox"/> Assessments <input type="checkbox"/> HQ Staff <input checked="" type="checkbox"/> Parent Involvement <input type="checkbox"/> Action Strategies <input checked="" type="checkbox"/> Coordination/Integration of Funds

Objective:  Accomplished  
 Not Accomplished\*

\*Reason:

Date:

**2008-2009 Hitchcock Independent School District Improvement Plan**

**District/Campus Goal # 4:** Increase the Career and Technology Education (CTE) program in proportion to student enrollment.

**Objective:** Increase CTE offerings at both Crosby Middle School and Hitchcock High School in the 2008-2009 school year.

<b>ACTIONS</b>	<b>Persons Responsible Implement, Monitor, Evaluate</b>	<b>Evaluation Timeline</b>	<b>Evidence of Completion</b>	<b>Funding Source(s)</b>	<b>Schoolwide Component(s)</b>
<p>Continue formal relations with College of the Mainland for Career and Technology Education programs in building trades, welding, etc.</p> <p>Attend Technology Conference as outlined in Rural Technology Grant</p>	<p>Student Support Director Campus Administrators</p> <p>Student Support Director Campus Administrators</p>	<p>August 2008-May 2009</p> <p>August 2008-May 2009</p>	<p>Course catalog</p> <p>Travel expense report Professional development certificate</p>	<p><input checked="" type="checkbox"/> Title I, Part A  <input type="checkbox"/> Title II, Part A  <input checked="" type="checkbox"/> Title II, Part D  <input type="checkbox"/> Title III  <input type="checkbox"/> Title IV  <input type="checkbox"/> Title V  <input type="checkbox"/> Title VI  <input type="checkbox"/> Accelerated R/M  <input type="checkbox"/> OEY  <input type="checkbox"/> SCE  <input type="checkbox"/> G/T  <input type="checkbox"/> ESL</p>	<p><input checked="" type="checkbox"/> CNA  <input checked="" type="checkbox"/> Professional Development  <input type="checkbox"/> Mastery Assistance  <input type="checkbox"/> Transition  <input type="checkbox"/> Recruit/Retention  <input type="checkbox"/> Assessments  <input type="checkbox"/> HQ Staff  <input type="checkbox"/> Parent Involvement  <input checked="" type="checkbox"/> Action Strategies  <input checked="" type="checkbox"/> Coordination/Integration of Funds</p>

Objective:  Accomplished  
 Not Accomplished\*

\*Reason:

Date:

**Section VI**  
HISD  
Program Budgets  
for  
2008-2009

Hitchcock ISD  
Grants

PROGRAM TITLE	FUND	NOGA #	CLOSES	AWARD AMOUNT	INDIRECT/ ADMIN	ALLOCATION AMOUNT	CUMULATIVE	CUMULATIVE	BALANCE DUE FROM AGENCY
							EXPENDITURES THRU 9-30-08	FUNDS REC'D TO DATE	
Title IV-SDFS	204.9	09691001084908	06/30/09	\$8,183	\$122	\$8,061	\$2,046.50	\$0.00	\$2,047
Head Start (Hitchcock)	205.8	06CH0381/20	11/30/08	\$1,507,705	\$38,007	\$1,469,698	\$1,118,399.94	\$887,184.08	\$231,215.86
Head Start (Texas City)	294.8	06CH0381/20	11/30/08	\$760,746	\$0	\$760,746	\$465,469.14	\$456,175.36	\$9,293.78
Title I-Part A	211.9	09610101084908	06/30/09	\$442,912	\$9,142	\$433,770	\$31,440.85	\$0.00	\$31,440.85
Title I - SIP	211. (50)	09610104084908001	06/30/09	\$28,609	\$758	\$27,851	\$0.00	\$0.00	\$0.00
Service Learning	222.9	06KSWTX001	08/31/09	\$20,750	\$0	\$20,750	\$431.25	\$0.00	\$431.25
Tech Prep	243.9		05/31/09	\$2,000	\$0	\$2,000	\$0.00	\$0.00	\$0.00
C.P. Basic	244.9	09420006084908	06/30/09	\$16,320	\$444	\$15,876	\$103.88	\$0.00	\$103.88
Title II-TPTR	255.9	09694501084908	06/30/09	\$129,169	\$2,174	\$131,343	\$17,440.17	\$0.00	\$17,440.17
Reading First	261.8	076455057110033	09/30/08	\$140,355	\$0	\$140,355	\$140,355.00	\$113,175.15	\$27,179.85
Reading First	261.9	086455057110026	09/30/09	\$122,955	\$2,060	\$120,895.00	\$0.00	\$0.00	\$0.00
Title II-D - Tech	262.9	09630001084908	06/30/09	\$5,760	\$94	\$5,666	\$0.00	\$0.00	\$0.00
Title III - LEP	263.9		06/01/09	\$7,704	\$396	\$7,308	\$240.35	\$0.00	\$240.35
CACFP	280.9		09/30/09	\$12,522	\$0	\$12,522	\$0.00	\$0.00	\$0.00
Idea B-Form	313.9	096600010849086600	06/30/09	\$733,522	\$19,952	\$753,474	\$105,630.98	\$0.00	\$105,630.98
Idea B-Pre School	314.9	096600010849086610	06/30/09	\$34,136	\$870	\$33,266	\$3,934.22	\$0.00	\$3,934.22
PEP	394.9	09106401084908	08/31/09	\$15,014	\$0	\$15,014	\$1,207.18	\$0.00	\$1,207.18
ARI/AMI	404.9	0902400184908	08/31/09	\$39,495	\$1,045	\$38,450	\$0.00	\$0.00	\$0.00
TX Summer 9th Grade Trans	409.8(50)	071045367110023	12/31/08	\$6,300	\$0	\$6,300	\$4,579.09	\$2,354.18	\$2,224.91
TX ASAP (Science)	414.8	070245087	02/28/09	\$40,000	\$2,000	\$38,000	\$17,176.88	\$17,176.88	\$0.00
LEP Student Success Initiative	423.9	081056027110017	12/31/09	\$89,910	\$0	\$89,910	\$0.00	\$0.00	\$0.00
High School Allotment	428.9		07/31/09	\$85,000		\$85,000	\$18,000.00	\$0.00	\$18,000.00
Beginning Teacher Mentor Prog	429.8	080237017110013	02/28/10	\$109,980	\$0	\$109,980	\$6,635.52	\$0.00	\$6,635.52
Rural Tech Pilot Program	429.8(50)	080348017110032	05/31/10	\$70,800	\$0	\$70,800	\$0.00	\$0.00	\$0.00
Coop	459.9		08/31/09	\$487,100		\$487,100	\$47,223.11	\$0.00	\$47,223.11
<b>TOTAL</b>				\$4,916,947	\$77,064	\$4,884,135	\$1,980,314.06	\$1,476,065.65	\$504,248